

# FOREST EQUIPMENT



**EDER**  
**MASCHINENBAU GmbH**

EDER - Maschinenbau GmbH  
Schweigerstraße 6  
D-38302 Wolfenbüttel  
Phone +49 (0) 5331 / 90216-30  
[www.eder-maschinenbau.de](http://www.eder-maschinenbau.de)  
[vertrieb@eder-maschinenbau.de](mailto:vertrieb@eder-maschinenbau.de)

## Inhaltsverzeichnis

EDER - TRANSPORTABLE WINCHES .....	3
EDER - POWERWINCHES ACCESSOIRES.....	6
EDER - FELLING WEDGE.....	9
EDER - RADIO TITAN 80 .....	10
EDER - SMALL FELLING WEDGE .....	11
EDER - ATTACHMENTS WITH CHAIN DRIVE .....	13
EDER - ATTACHMENTS WITH V-BELT DRIVE .....	15
EDER - EYE CUTTER .....	18
EDER - POWER CLIMBER .....	19
EDER - POWER CLIMBER TECHNICAL DETAILS .....	20
EDER - POWER CLIMBER ACCESSOIRES.....	22
EDER - SPLITTING DEVICE.....	23
EDER - HYDRAULIC UNIT .....	23



# EDER - TRANSPORTABLE WINCHES

The lightweight, portable winches are suitable for synthetic ropes of any length. The devices have all the functions such as pulling, holding and releasing the load and they can be controlled from a safe distance.

## **Advantages over conventional products:**

- All EDER - Powerwinches are equipped with a centrifugal clutch, which enables the spindle to stand still once the user releases the throttle. In conventional winches the spindle continues idling, causing friction between the rope and the capstan. This eventually leads to the wear of the rope or undesirable movement of the load.
- All EDER - Powerwinches are equipped with a rope brake. As soon as the user releases the rope (intentionally or unintentionally), the rope brake is activated. The load stops immediately and cannot slip back.
- All EDER - Powerwinches are designed and certified according to applicable standards and guidelines.
- All EDER - Powerwinches can work in any position.



Articel-no.: 200000

### EDER - Powerwinch 500

**The Lightweight One!**

Capacity: 500 kg

Speed: 12 m/min

Weight: 8 kg

Motor: Honda 4-stroke engine



Articel-no.: 230000

### EDER - Powerwinch 400

**The Fast One!**

Capacity: 400 kg

Speed: 40 m/min

Weight: 13 kg

Motor: Active 2-stroke engine





Articel-no.: 220000

**EDER - Powerwinch 1200**

**The Allrounder!**

Capacity: 1200 kg

Speed: 14 m/min

Weight: 13 kg

Motor: Active 2-stroke engine



Articel-no.: 210000

**EDER - Powerwinch 1800**

**The Powerful One!**

Capacity: 900 kg                      1800 kg

Speed: 24 m/min                      12 m/min

Weight: 14 kg

Motor: Active 2-stroke engine



**NOTE**  
Available in Germany and Austria as "Nordforest Spillwinde 1800" from the company Grube KG ([www.grube.de](http://www.grube.de) / [www.grube.at](http://www.grube.at))



Articel-no.: 211309

**Tauwerk-Soft-Shackle**  
max. capacity 4 t



Articel-no.: 211305

**Sling**  
max. capacity 2 t



Articel-no.: 211308

**Choker Chain**  
8 mm, 3 m long  
max. capacity 4 t



Articel-no.: 211310

**Shackle**  
max. capacity 2t



Articel-no.: 211306

**Nordwand Hook**  
max. capacity 2t



**Rope with wire thimble for Powerwinch 1800 in 50m or 100m**  
breaking load 5100 daN  
Ø 13 mm

Articel-no.: 211301 o. 211302



**Rope with wire thimble for Powerwinch 400,500,1200 in 50m or 100m**  
breaking load 3600 daN  
Ø 9,5 mm

Articel-no.: 220902 o. 220903



**Rope bag**  
capacity: 45 L  
max. capacity load: 19 kg

Articel-no.: 211311



**EDER- Powerwinch Bag**  
capacity: 100 L  
max. capacity load: 25 kg

Articel-no.: 211320



## EDER - PULLEY

An extremely powerful rope system can be set up with the EDER pulleys especially in combination with the EDER - Powerwinches. This lightweight set up can be carried comfortably by hand and is useable for ground traction. There are three types of the pulley: single, double or triple pulleys. The EDER- pulleys are characterized by attachment points on both sides. When pulling hangers, a pulley can be installed as an additional "loose pulley" in the rope line and thus increase the tractive force up to a factor of 7 (with a triple pulley) or 5 and 3 (with double pulley and single). With an appropriate setup, a tractive force of 12.6 tons can be achieved with our EDER - Powerwinch 1800.



Articel-no.: 710101

### **1-fold Pulley**

1,9 kg incl. shackle  
Capacity: 5,5 t  
max. rope diameter:  
9mm - 13mm



Articel-no.: 710102

### **2-fold Pulley**

3,2 kg incl. shackle  
Capacity: 9 t  
max. rope diameter:  
9mm - 13mm



Articel-no.: 710103

### **3-fold Pulley**

4 kg incl. shackle  
Capacity: 12,6 t  
max. rope diameter:  
9mm - 13mm



Artikel-Nr.: 710400

### **Umlenkrolle Stahl**

2,7 kg inkl. Schäkel  
Nutzlast: 3,6 t  
Max. Seildurchmesser:  
9mm -13mm



# EDER - FELLING WEDGE

**Technical Data:**

Weight 5,6 kg  
LxWxH 410mm x 90mm x 170mm  
Wedge feed 160mm  
Stroke / revolution 3mm  
max. lifting capacity 25t  
max. lifting height 80mm



Articel-no.: 300001 with ratchet o. 300003 without ratchet

The **EDER - Titan 80 Pro** is a further development of the proven EDER - Titan 80. It is used in heavy timber harvesting and is an alternative to heavy wedge work. Compared to the classic wedge variants, the EDER - Titan 80 Pro has the following advantages:

- It can be operated with an impact wrench up to 1300 Nm.
- Reversing and readjusting the wedge is possible if the lifting height is too low.
- Effort-saving and ergonomically favorable work due to high lifting forces and gear ratios.
- Increased safety when felling on slopes.
- The risk of falling deadwood is reduced by the vibration-free wedging.

# EDER - RADIO TITAN 80

## Technical Data:

Weight 8,8 kg  
LxWxH 620mm x 120mm x 180mm  
Wedge feed 160mm  
Stroke / revolution 3mm  
max. lifting capacity 25t  
max. lifting height 80mm  
incl. 5Ah battery



Articel-no.: 300004

The **EDER - Radio Titan 80** is a further development of the proven EDER - Titan 80 Pro. It is used in heavy timber harvesting and is an alternative to heavy wedge work. Compared to the classic wedge variants, the EDER – Funk Titan 80 has the following advantages:

- It can be operated from a safe distance (approx. 80m) via radio with a remote control.
- Due to the compact design of the EDER - Funk Titan 80, it can be carried comfortably in the carrying bag on the back or in the hand.

# EDER - SMALL FELLING WEDGE

**NEW**  
Expected to be  
available in stores  
from 01.03.23.

**Technical Data:**

Weight 1,6 kg

LxBxH 240mm x 118mm x 72mm

Wedge feed 100mm

Stroke / revolution 2mm

max. lifting force 15t

max. lifting height 50mm



Articel-no.: 500001 with ratchet o. 500000 without ratchet

The **EDER – Titan 50** is the smaller version of the proven EDER – Titan 80 Pro. It is used in heavy timber harvesting and is an alternative to heavy wedge work. Compared to classic wedge variants, the EDER – Titan 50 has the following advantages:


- It can be operated with an impact wrench up to a 750 Nm.
- Backscrewing and re-setting of the wedge is possible if the lifting height is too low .
- Power-saving and ergonomically favorable work due to high lifting forces and gear ratios.
- Increased safety when felling on slopes.
- Danger of falling deadwood is reduced by vibration-free wedging.
- Encapsulated drive spindle prevents contamination and resulting damage to the drive.



## EDER - ATTACHMENTS WITH CHAIN DRIVE

Our chainsaw attachments are also available with chain drive. This variant inspires with the easy conversion, whereby the chainsaw remains in the original form and the possibility of a dismantling (a removal of the oil pump is not necessary). The combination of a guidebar as a carrier, a toothless chain as a drive and a complete cover as a protection, allows a low-wear and safe work.

The chain drive includes a guide bar that can be mounted as usual, quickly and easily on almost **all chainsaws with 3/8" and 325" pitch**. The toothless chain is additionally covered with a guard plate and thus offers maximum safety. The chain drive convinces with its direct drive and long service life of chain, guidebar and sprocket.



**ESG-C Bark Stripper**

Quickly strips the bark from logs of any diameter.

Articel-no.: 400200



**ESF-C Carving Cutter**

Creating grooves and recesses in wood and for working sculptures.


Articel-no.: 401300



**EPH-C Flat Planer**

Creation of smooth flat wood surfaces.

Articel-no.: 400600



**EKH-C Contour Planer**

Planes straight and curved surfaces of wood. Very suitable for peeling or planing the outer edges of boards or for debarking Robinia wood.

Articel-no.: 401900



**ERH-C Curved Planer**

Creation of smooth round wood surfaces up to 30 cm in diameter.

Articel-no.: 400700



**ENF-C Slot Cutter**

Milling of recesses with different working widths (10 mm; 20 mm; 30 mm)


Articel-no.: 400800



**ERB-C Wire Brush**

For the swift removal of old paint or weathering from wood or rust from metals.


Articel-no.: 401500



**EBF-C Bark Beetle Scratcher**

For scratching tree trunks in order to deprive the bark beetle of its habitat.


Articel-no.: 400900



**ETH-C Trough Cutter**

Designed for quickly carving troughs in logs for animal feeding, this tool can just as easily be turned to making bowls basins and sculptures.


Articel-no.:  
401402 w. 3/8"-pitch + 8mm;  
401403 w. 325"-pitch + 8mm;  
401404 w. 3/8"-pitch + 12mm;  
401405 w. 325"-pitch + 12mm



**3/8"-pitch**

3/8" Drive sprocket + chain  
3/8" + guide bar 8 mm or  
guide bar 12 mm

Articel-no.: 400141 o. 400142



**325"-pitch**

325" drive sprocket + chain  
325" + guide bar 8 mm or  
guide bar 12 mm

Articel-no.: 400143 o. 400144

**NOTE**  
Attachment is possible for the following available Oregon models:  
at 8mm: K041; K095; A095 & A074  
at 12mm: D025 & D009

# EDER - ATTACHMENTS WITH V- BELT DRIVE

## Single or as Set with engine



Our belt drive convinces with its proven concept, which has been an integral part of our product range since its foundation in 1970. Due to the operation without lubricating oil (removing the oil pump is necessary), the wood to be processed is not contaminated and thus clean working is ensured. With the belt drive you choose our timeless classic, which has been providing loyal service to our customers for 50 years. As a set with a 4.1 hp drive motor or for upgrading to many commercially available chainsaws. The various attachments can be replaced in no time at all.





**ESG1 Bark Stripper**

Quickly strips the bark from logs of any diameter.

Articel-no.: Single 020000 o.  
as Set 310000



**ESF1 Carving Cutter**

Creating grooves and recesses in wood and for working sculptures

Articel-no.: Single 130000 o.  
as Set 360000



**EPH1 Flat Planer**

Creation of smooth flat wood surfaces.


Articel-no.: Single 060000 o.  
as Set 320000



**EKH1 Contour Planer**

Planes straight and curved surfaces of wood. Very suitable for peeling or planing the outer edges of boards or for debarking Robinia wood.

Articel-no.: Single 190000 o.  
as Set 340000



**ERH1 Curved Planer**

Creation of smooth round wood surfaces up to 30 cm in diameter.

Articel-no.: Single 070000 o.  
as Set 330000



**ERB1 Wire Brush**

For the swift removal of old paint or weathering from wood or rust from metals.

Articel-no.: Single 150000S o.  
as Set 350000



**EBF1 Bark Beetle Scratcher**

For scratching tree trunks in order to deprive the bark beetle of its habitat.

Articel-no.: Single 090000 o.  
as Set 380000



**Set of knives national bavarian forest**

Modification kit for the Bark Stripper for the purpose of bark beetle control.

Articel-no.: 029504



**ETH1 Trough Cutter**


Designed for quickly carving troughs in logs for animal feeding, this tool can just as easily be turned to making bowls basins and sculptures.

Articel-no.: Single 140000 o.  
as Set 370000

**NOTE**

**For the attachment with v-belt drive, you need a coupling drum and a housing carrier in addition to the head. We therefore ask you to inform us of the exact specification of your chainsaw.**

# EDER - EYE CUTTER



Articel-no.: 710300

Set of 7 different EDER - eye cutter with different diameters for mounting on machines e.g. for Dremel, straight grinders or larger cordless screwdrivers. The diameters vary between 10 mm to 40 mm and can be mounted on these machines with the respective collet chuck of 6 mm.

## **Field of application:**

Eye cutter, the name says it all. Ideally suited for milling typical eye features on wood sculptures such as bears, owls, humans, etc.. In addition to the perfectly round shape, high speeds provide a slight burn inside the resulting ring. The shape and appearance of an eye is created. Depending on the pressure and angle applied, the eye features can be customized. If the eye cutter is set at an angle, fine lines can also be burned in for structuring. e.g. in bowls, cups, etc.

# EDER - POWER CLIMBER



The **EDER - Power Climber EPC 130** and the **EPC 130- 11** are designed for the transportation of one user with equipment and, if necessary, materials on a vertical rope up to 130 kg.

The **EDER - Power Climber EPC 240** and the **EPC 240- 11** are designed for the transportation of one user with equipment and, if necessary, materials, as well as for the transportation of another person, e.g. in rescue operations, on a vertical rope up to 240 kg.

The EDER- Power Climber EPC 130 and EPC 130- 11 are driven by a 2 HP 4-stroke engine and the EDER- Power Climber EPC 240 and EPC 240- 11 by a 2,68 HP 2-stroke engine. Both engines can be conveniently restarted at working height by means of an Easy-Start starter.



Articel-no.: 270000H

**Technical Details: EPC-130 with 12,9 mm rope**

Permissible payload: 130 kg

Weight: 11,2 kg

Drive up speed: 0,5 m/s (130 kg)

Drive down speed: 0,3 m/s

Rope: EDER- Climbing rope 12,9 mm

Dimensions: 30x27x36 cm

Motor type: Honda GX50 (2 hp)

Tank capacity: 0,63 L

Displacement motor: 47,9 cm<sup>3</sup>

fuel: 4-stroke special fuel

Motor oil: SAE 10W-30 API SJ



Articel-no.: 270000K

**Technical Details: EPC-240 with 12,9 mm rope**

Permissible payload: 240 kg (max. 2 persons)

Weight: 11,5 kg

Drive up speed: max. 0,4 m/s (240 kg), max. 0,6 m/s (130 kg)

Drive down speed: 0,3 m/s

Rope: EDER- Climbing rope 12,9 mm

Dimensions: 30x28x39 cm

Motor Type: Kawasaki TJ53 (2,68 hp)

Tank capacity: 1,1 L

Displacement motor: 53,2 cm<sup>3</sup>

fuel: 2-stroke special fuel

Now NEW with  
11 mm rope  
available



Artikel-Nr.: 270001H



Artikel-Nr.: 270001K

**Technical Details: EPC-130-11 with 11 mm rope**


Permissible payload: 130 kg  
Weight: 11,2 kg  
Drive up speed: 0,5 m/s (130 kg)  
Drive down speed: 0,3 m/s  
Rope: EDER- Climbing rope 11 mm  
Dimensions: 30x27x36 cm  
Motor type: Honda GX50 (2 hp)  
Tank capacity: 0,63 L  
Displacement motor: 47,9 cm<sup>3</sup>  
fuel: 4-stroke special fuel  
Motor oil: SAE 10W-30 API SJ

**Technical Details: EPC-240-11 with 11 mm rope**

Permissible payload: 240 kg (max. 2 persons)  
Weight: 11,5 kg  
Drive up speed: max. 0,4 m/s (240 kg), max. 0,6 m/s (130 kg)  
Drive down speed: 0,3 m/s  
Rope: EDER- Climbing rope 11 mm  
Dimensions: 30x28x39 cm  
Motor Type: Kawasaki TJ53 (2,68 hp)  
Tank capacity: 1,1 L  
Displacement motor: 53,2 cm<sup>3</sup>  
fuel: 2-stroke special fuel



Articel-no.: 271013



Articel-no.: 279001, 279002 o. 27903

**Equipment-Paket:**

- 1x ASAP-Lock
- 1x webbing sling
- 2x carabiner
- 1x fall arrester
- 1x rope back

**rope 50 m, 100 m or 200 m for the  
EDER- Power Climber EPC-130 and EPC-240**

Permissible traction force 250 kg

breaking load 27 kN

Ø 12,9 mm



# EDER - SPLITTING DEVICE

## EDER - HYDRAULIC UNIT



Articel-no.: 010000

The **EDER - splitting device** is suitable for splitting tree trunks regardless of its length or diameter. On using the splitting device, the splitting of long or fibrous tree trunks can be significantly facilitated and accelerated. Conventionally the log is lifted on to a table and split into pieces, but with the EDER splitting device the pieces to be split are divided in their respective positions on the floor, one or more times as required. The device is also suitable for splitting tree tops. The weight of the EDER splitting device without hoses is 16 kg.



Articel-no.: 105000

The **EDER - hydraulic unit** has been optimized to use with our hydraulic splitting device. It provides oil pressure and oil flow to generate high power at low time. The unit is powered by an economical 4-stroke petrol engine with a power output of 4.8 kW (6.5 hp). The unit which weighs approx. 30 kg is built into a support frame and can be easily transported by one or two persons. The hydraulic unit provides an oil flow of up to 12 liters per minute and oil pressure of 150 bar (max. 210 bar), this power output facilitates its usage in other applications beyond the EDER Splitting machine.

# EDER

**MASCHINENBAU GmbH**

EDER - Maschinenbau GmbH

Schweigerstraße 6

D-38302 Wolfenbüttel

Phone +49 (0) 5331 / 90216-30

Fax +49 (0) 5331 / 90216-56

[www.eder-maschinenbau.de](http://www.eder-maschinenbau.de)

[vertrieb@eder-maschinenbau.de](mailto:vertrieb@eder-maschinenbau.de)

Social Media:

